

ANZA ELECTRIC COOPERATIVE, Inc.

A Touchstone Energy[®] Cooperative 

2023 Rate Restructure



Our rate history...

...Since 1986

- **1986**- \$0.108 per kWh for all energy
- **2009**- \$0.137-\$0.167 per kWh, 5 tiers
- **2016**- \$0.13-\$0.15 per kWh, first 3 tiers

Bill reduction for 72% of residential members

What is the Power Cost Adjustment? (PCA)

- Revenue mechanism triggered when Purchased Power costs exceed a pre-determined base:
- **1986**- \$.057279 per kWh
- **2009**- \$.0817 per kWh



What has changed?

Purchased Power cost per kWh

1987- \$0.062022

2008- \$0.073013

2017- \$0.066056

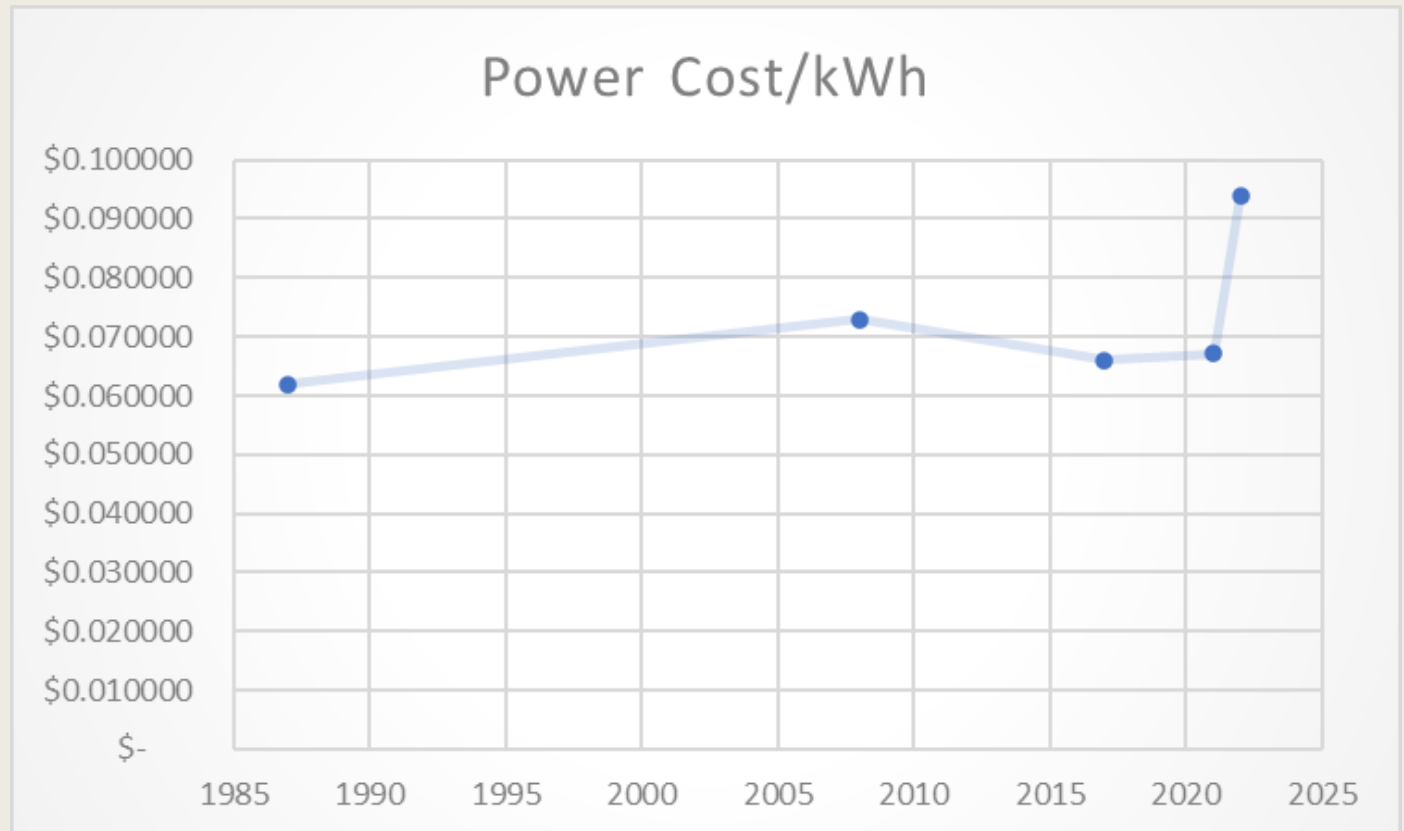
2021- \$0.067070

2022- \$0.095855

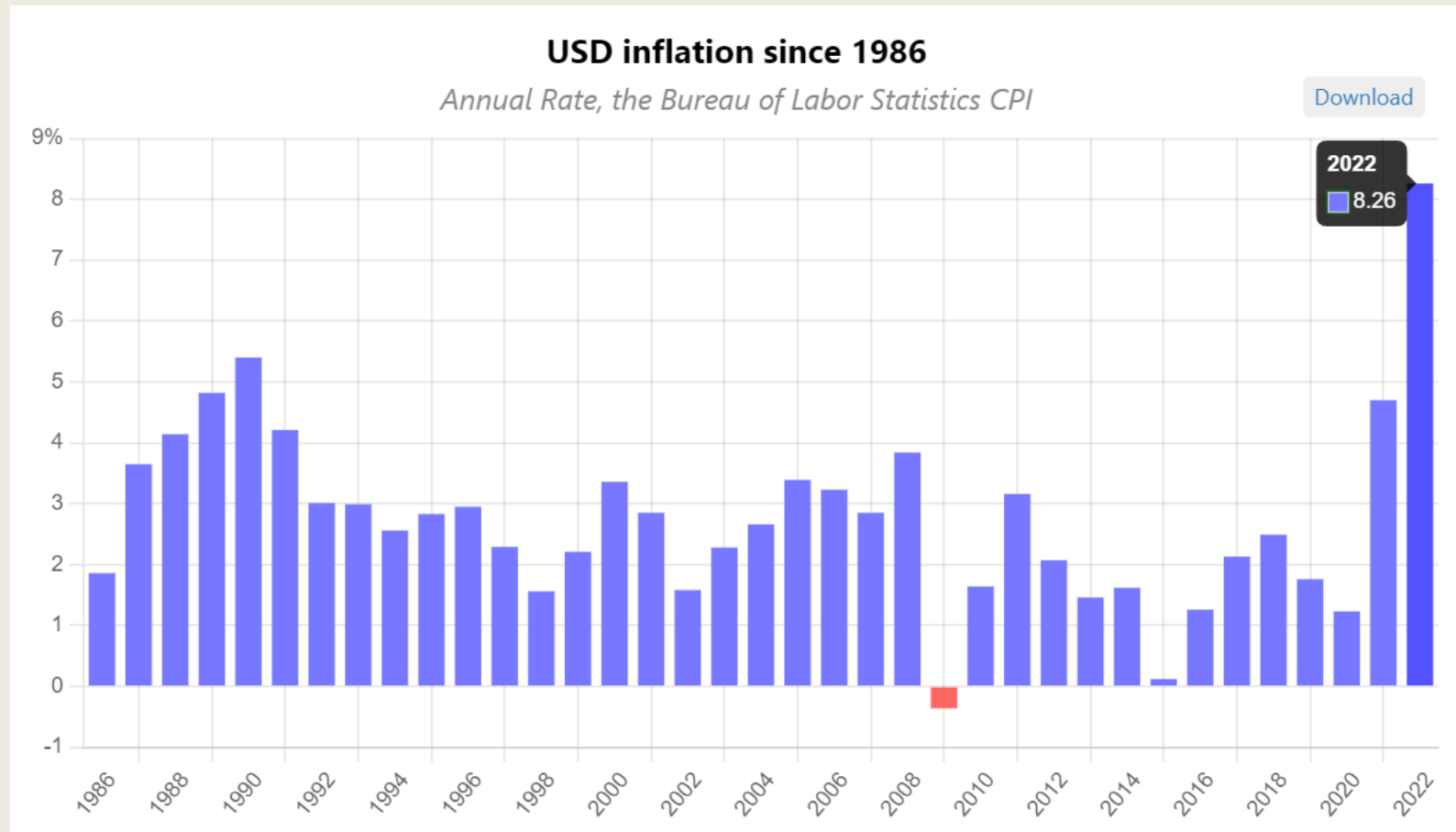
2021-2022 YTD:

Increase of \$0.028785/kWh

43%

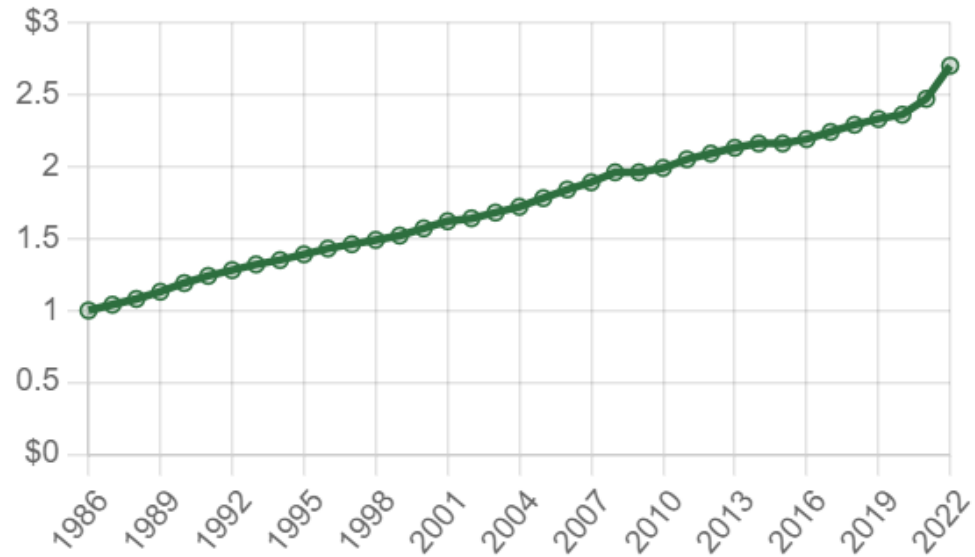


Annual inflation since 1986

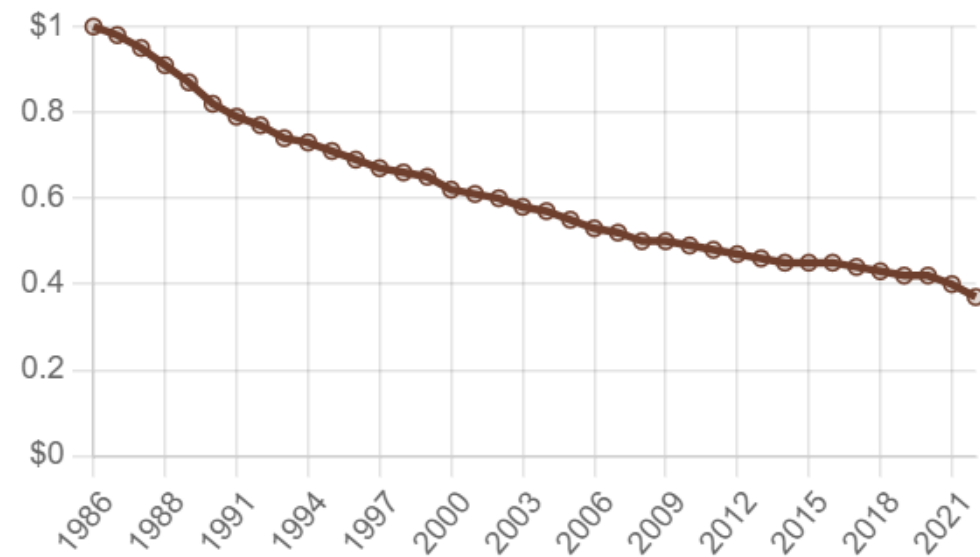


Your Dollar Value

\$1 in 1986, adjusted for inflation



Buying power of \$1 over time, 1986-2022



Natural Gas Market Price 2022

Oct 11, 2022

1M 6M YTD 1Y 5Y MAX



PREVIOUS
CLOSE
\$6.435

Equipment Price Increases

Transformers

Price PRIOR to 2020- \$ 915.00

Current price- \$2,151.00


135% increase



Other increases...

- Conductor- 132%
- Poles- 47%
- Hardware- 16-25%





**Where does AEC
buy energy?**

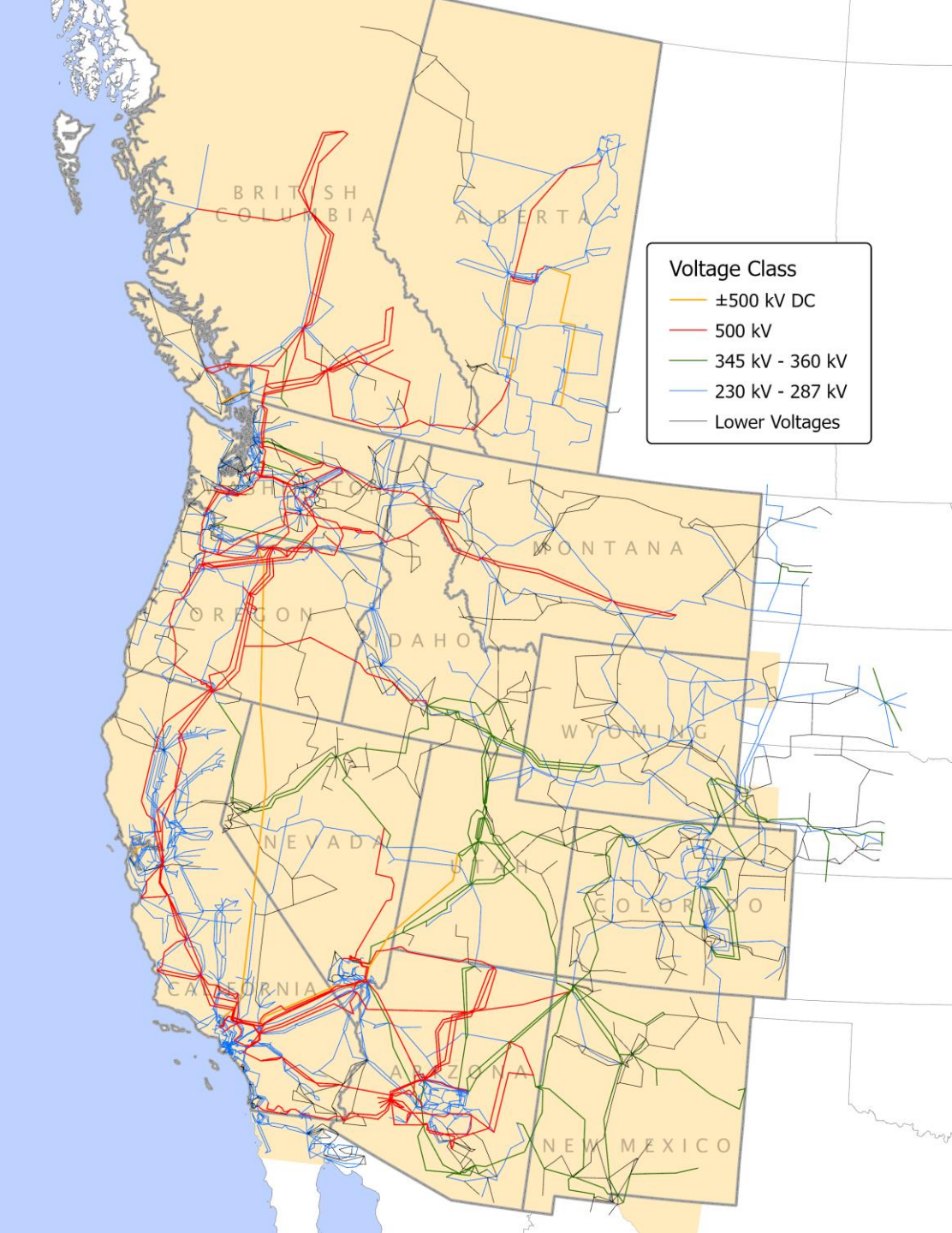
**All
requirements
Member**

Arizona's
G&T
Cooperatives

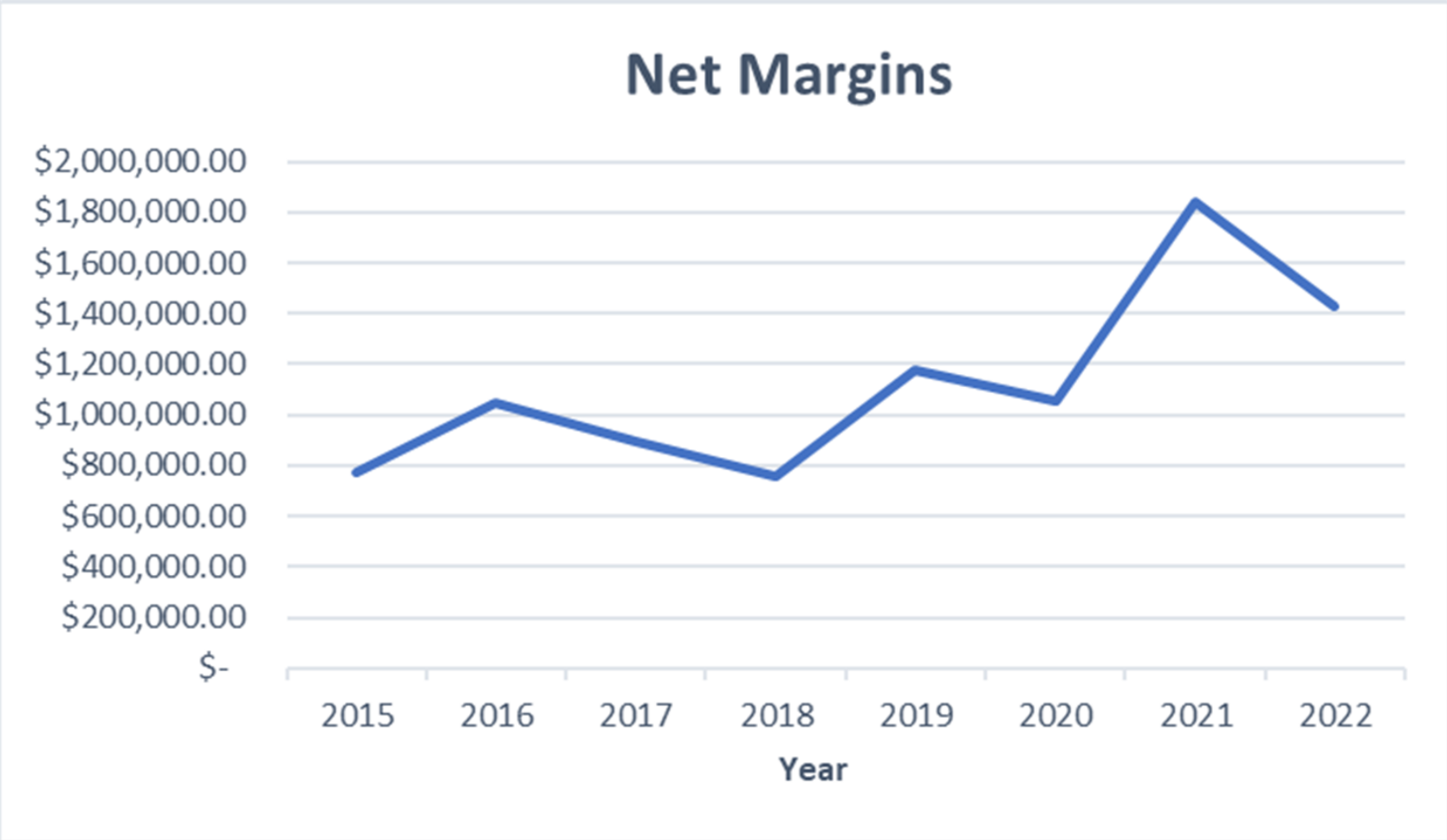
Touchstone Energy® Cooperatives



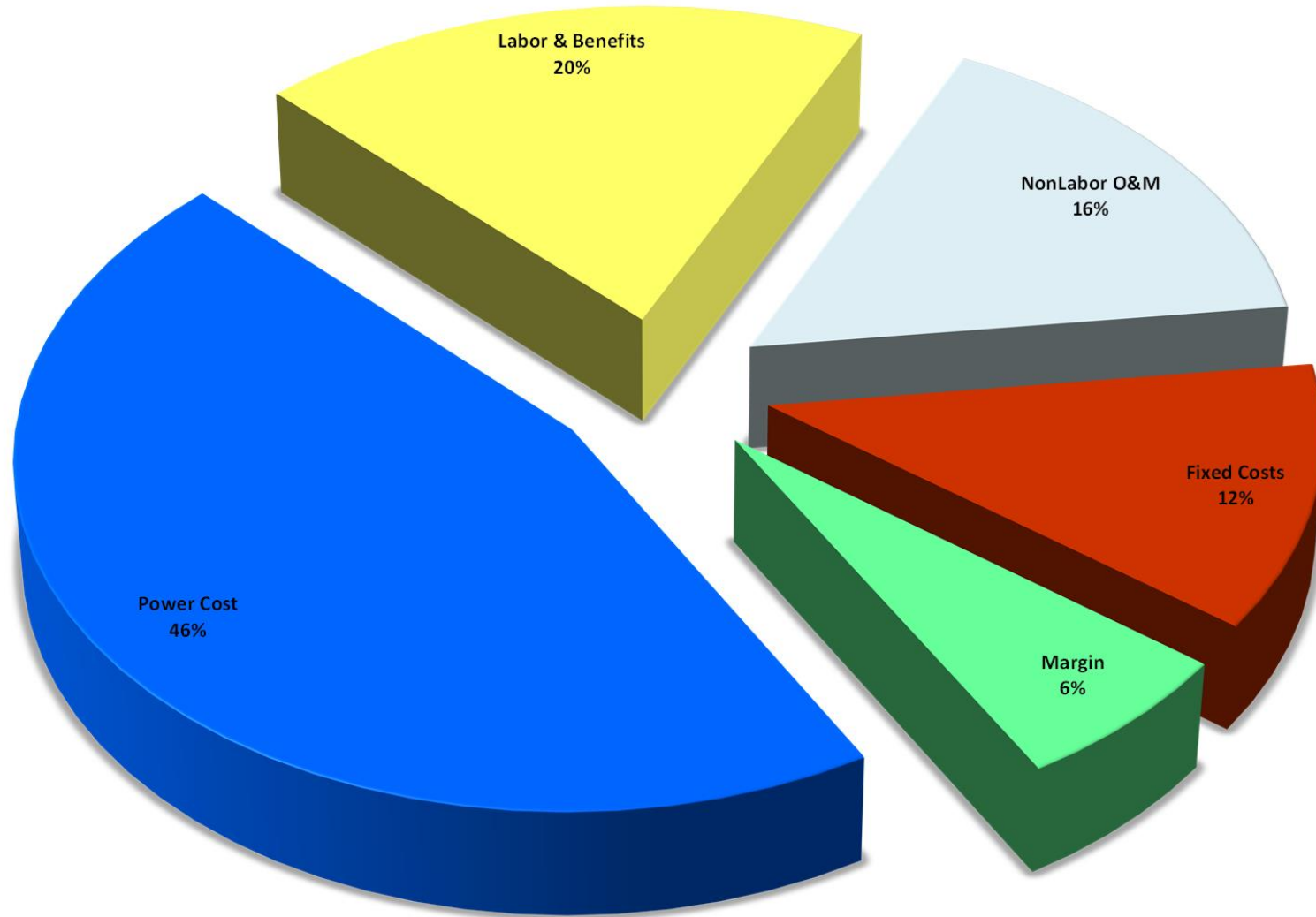
Western Interconnection

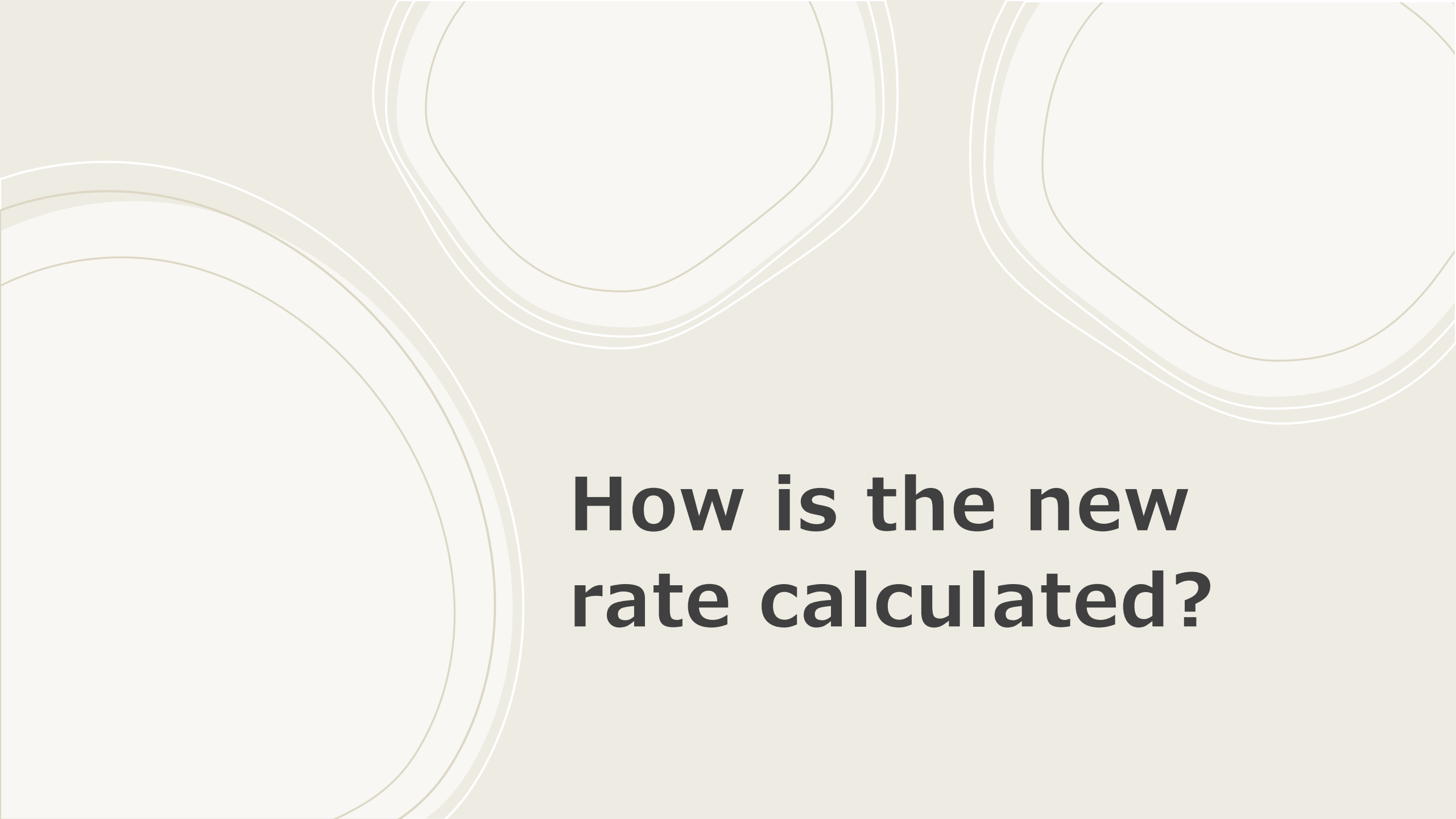


Financial Information



How we use our revenue



The background features three overlapping circles in a light beige color. The circles are arranged in a triangular pattern, with one at the top left, one at the top right, and one at the bottom left. The central text is in a bold, black, sans-serif font.

**How is the new
rate calculated?**

Cost Of Service Study

- Test year 2021
- Cost per rate calculated
- Revenue recovery per rate calculated
- New rate structure approved by AEC Board

SUMMARY OF RATE CHANGE % IN BILLS		
RESIDENTIAL D-1 LOW USE	110.8%	3915
RESIDENTIAL D-1 AVG USE	108%	
RESIDENTIAL D-1 HIGH USE	105%	
RESIDENTIAL D-2 AVG USE	107%	370
RESIDENTIAL D-4 LOW INCOME	109%	161
RESIDENTIAL NET METER	103%	32
RESIDENTIAL DIST GEN	104%	54
IRRIGATION	110%	10
SMALL COMMERCIAL <50	110%	324
LARGE COMMERCIAL >50	102%	21
AVERAGE	106.88%	

ANZA ELECTRIC COOPERATIVE, Inc.

A Touchstone Energy® Cooperative 

Phone: (951) 763-4333

P.O. Box 391909 (58470 Highway 371) Anza, California 92539-1909

FAX: (951) 763-5297

Account Number		Name						Location	Service Address			Bill Date
55555001		DOMESTIC RATE 1 ACCOUNT						5-999-LM	99999 STATE HWY 371			9/15/2022
SERVICE		NBR	METER READING		METER	MULTI	ENERGY/	DEMAND	DEMAND	DEMAND	RATE	TOTAL AMT
FROM	TO	DAYS	PREVIOUS	PRESENT	NBR	PLIER	KWH	READING	ACTUAL	BILLED	1	DUE
8/11/2022	9/13/2022	29	5499	6399	55555	1	900		0.000	0.000		

Average Residential energy use of 900 kWh

CURRENT PRICING				
TIERS	KWH LEVELS	ENERGY CHARGE	USAGE	COST
1	0 - 400	0.13	400	\$ 52.00
2	401 - 700	0.14	300	\$ 42.00
3	701 - 1000	0.15	200	\$ 30.00
4	1001 - 2000	0.17		\$ -
5	2001 - UP	0.188		\$ -
SERVICE AVAILABILITY CHARGE				\$ 24.00
CA ENERGY TAX		0.0003	900	\$ 0.27
POWER COST ADJUSTMENT (AVERAGE)		0.018	900	\$ 16.20
TOTAL				\$164.47

Current Rate

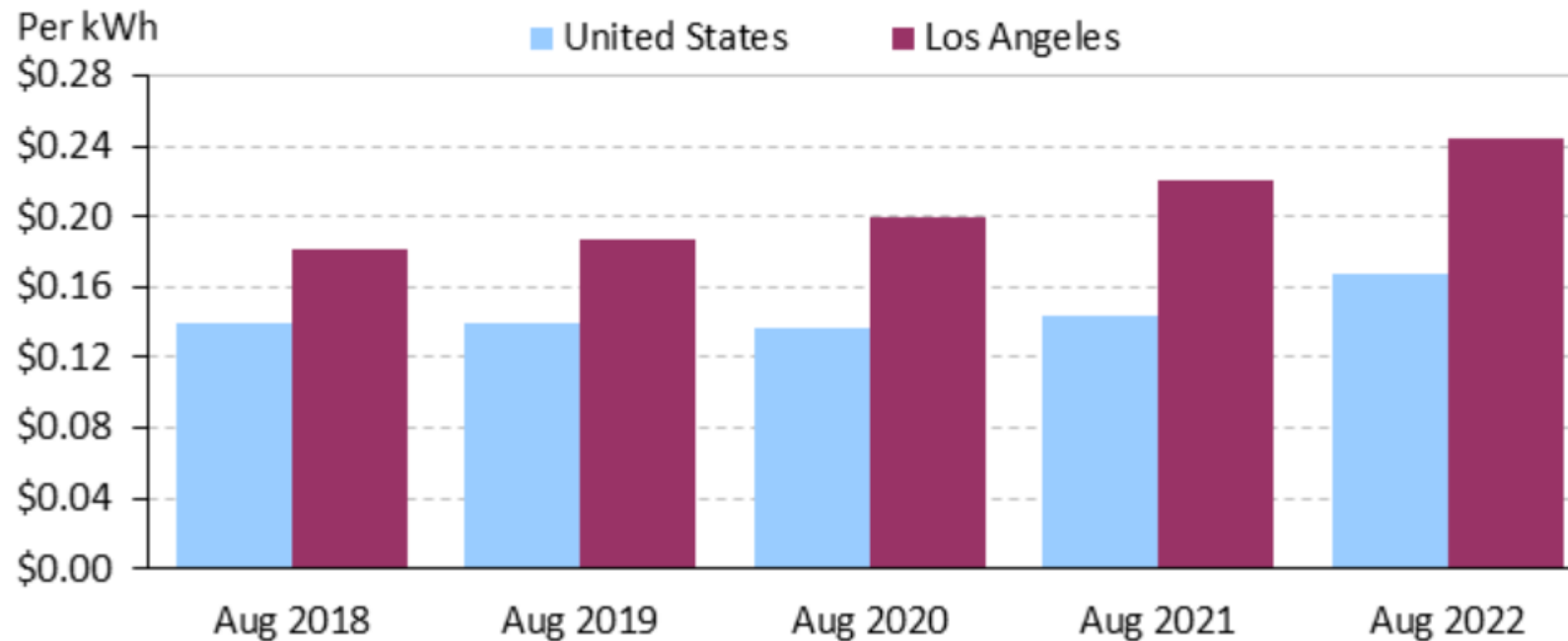
NEW PRICING				
TIERS	KWH LEVELS	ENERGY CHARGE	USAGE	COST
1	0 - 700	0.157691	700	\$110.38
2	701 - 2000	0.177691	200	\$ 35.54
3	2001 - UP	0.227691	0	\$ -
SERVICE AVAILABILITY CHARGE				\$ 29.00
CA ENERGY TAX		0.0003	900	\$ 0.27
TOTAL				\$175.19
DIFFERENCE				\$ 10.72

New Service Availability

New Rate

US and SoCal Retail Electricity averages

Chart 2. Average prices for electricity, the United States and Los Angeles-Long Beach-Anaheim, CA, 2018–22 (as of August)



Source: U.S. Bureau of Labor Statistics.

SDG&E rates to increase in January

The average electricity and gas customer will pay will be \$34 more per month.



Changes to SCE Rates



SCE's post-test year revenue requirement will increase by about 5.5 percent, or \$382 million, in 2022, and about 6 percent, or \$437 million, in 2023, the decision says.



CALIFORNIA
Public Utilities Commission

2023 RATE COMPARISON

Anza Electric Cooperative, Inc.

A Touchstone Energy® Cooperative 



• Tier 1	\$.157691	\$.28168	\$.39295
• Tier 2	\$.177691	\$.36223	\$.49477
• Tier 3	\$.227691	\$.45303	\$.49477